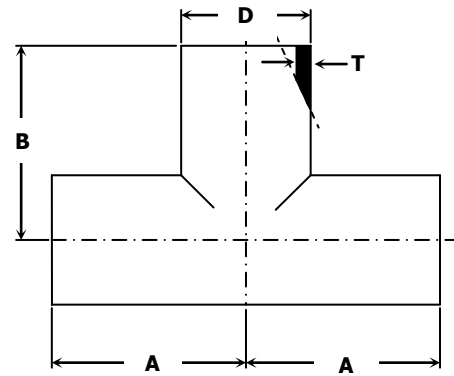

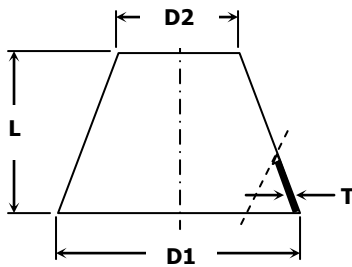


### Equal Tee



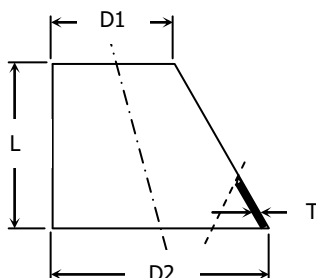
D	T	A	B
1"	1.6	44	44
1 1/2"	1.6	64	64
2"	1.6	89	89
2 1/2"	1.6	114	114
3"	1.6	134	134
4"	2.0	174	174

### Concentric Reducer



∅ D1	∅ D2	T	L
3/4"	1/2"	1.6	13
1"	1/2"	1.6	20
1"	3/4"	1.6	15
1 1/2"	1"	1.6	29
2"	1"	1.6	53
2"	1 1/2"	1.6	40
2 1/2"	1"	1.6	80
2 1/2"	1 1/2"	1.6	64
2 1/2"	2"	1.6	40
3"	1"	1.6	106
3"	1 1/2"	1.6	81
3"	2"	1.6	55
3"	2 1/2"	1.6	40
4"	2"	2.0	106
4"	2 1/2"	2.0	76
4"	3"	2.0	53

### Eccentric Reducer



∅ D1	∅ D2	T	L
1 1/2"	1"	1.6	37
2"	1"	1.6	54
2"	1 1/2"	1.6	36
2 1/2"	1"	1.6	77
2 1/2"	1 1/2"	1.6	66
2 1/2"	2"	1.6	34
3"	1"	1.6	101
3"	1 1/2"	1.6	77
3"	2"	1.6	66
3"	2 1/2"	1.6	44
4"	2"	2.0	97
4"	2 1/2"	2.0	73
4"	3"	2.0	77